



HIGH TECH INDUSTRIES AG



First quarter report 2007

Key figures

	Q1 2007	Q1 2006	2006
Revenues and Earnings			
Total sales in TEUR	34,232	18,261	78,725
PIM	19,569	18,261	78,725
IT	11,836	0	0
MS	2,827	0	0
EBITDA in TEUR	3,858	2,051	8,794
EBIT in TEUR	1,434	205	2,119
EBT in TEUR	744	-419	304
Consolidated result in TEUR	683	-396	111
EBITDA-margin in %	11.3	11.2	11.2
EBIT-margin in %	4.2	1.1	2.7
EBT-margin in %	2.2	-2.3	0.4
Consolidated result-margin in %	2.0	-2.2	0.1
Financial situation			
Total assets in TEUR	171,255	83,202	101,821
Equity ratio in %	26	28	31
Gearing in %	112	94	75
Capital expenditure	1,711	3,179	8,059
Depreciation/amortisation in TEUR	2,424	1,846	6,675
Gross cash flow in TEUR	3,176	1,355	7,102
Cash flow from operating activities in TEUR	991	-3,082	-88

	Q1 2007	Q1 2006	2006
Share			
Issued shares	13,993,556	8,500,000	10,500,000
Weighted average number of shares	11,470,432	8,500,000	9,552,055
Share price at closing date in EUR	3.95	4.64	3.79
High in EUR	4.29	4.70	5.25
Low in EUR	3.54	3.40	3.30
Market capitalisation at closing date in TEUR	55,275	39,440	39,795
Earnings per share in EUR	0.06	-0.05	0.01
Employee-related ratios			
Average annual headcount	998	616	669
Headcount at closing date	1,168	611	675
Sales per employee in TEUR	34.3	29.6	118
Total gross income per employee in TEUR	37.9	31.5	128
Personnel expenditure per employee in TEUR	10.5	9.5	36

Letter of the Management Board

First quarter report 2007

Dear shareholders,

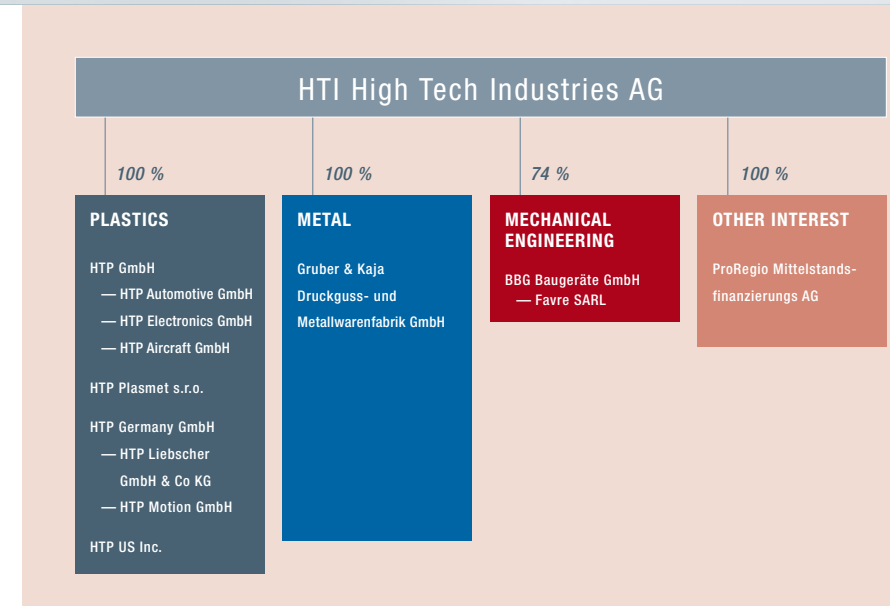
The present report for the first quarter of the business year 2007 is the first interim result since the profound strategic reorientation of the HTP High Tech Plastics AG, which we will also document in the new company's name HTI High Tech Industries AG *.

With the corporate integration of the newly acquired companies - effective as of February 1, 2007 – our industrial field of activities has decisively expanded. In addition to our original core business of plastics processing, with these acquisitions, we could establish two further industrial core business fields.

The Gruber und Kaja Druckguss und Metallwaren GmbH, the specialist for pressure tight metal casting parts, in which the HTI hold 100 % of the shares, constitutes the metal processing segment. The company existing since 1950 is based in Traun (Upper Austria) and in the year 2006 generated sales of EUR 74 million with its about 400 employees.

The BBG Baugeräte GmbH located in Kapfenberg in Styria together with its French subsidiary Favre represent the mechanical engineering segment. In 2006, the successful niche supplier of pneumatic tools and special machinery for the construction industry realised sales in the amount of EUR 17 million with its 76 employees. In a first step, the HTI has acquired 74 % of the shares. The remaining 26 % shall be bought according to a step-by-step plan until 2010.

**subject to approval of the shareholders meeting on May 14, 2007.*



At the same time, the ProRegio Mittelstandsfinanzierungs AG was brought in, which as regional oriented, cross-industry equity investor until now held interests in medium-sized companies.

In the future, ProRegio will form the fourth segment "other participating interests" and will be responsible for the identification, the evaluation, the assessment and the realisation of acquisition projects in the three defined industrial core business fields. Furthermore, the ProRegio will provide a platform for minority interests.

Letter of the Management Board



HTP share performance / Vienna stock exchange / January 1 – May 5, 2007



In the course of the acquisition transactions, we issued in total 3.493.556 new shares in the context of a capital increase through contribution in kind, by using the authorised capital decided upon during the last general meeting. The issue price was EUR 3.60 per share and thus the total volume of the capital increase amounted to TEUR 12.557.

As a result of the capital increase, there were changes in the shareholders structure. With their companies Astor Industriebeteiligungs GmbH and GBG GmbH, Kurt Helletzgruber and Peter Glatzmeier jointly hold 25 % of the shares. The shares of the Androsch and Dörflinger Privatstiftungen (private trusts) and Donau GmbH account for about 5 % of the share capital each. The remaining 60 % of shares are on free float.

Whereas our shareholders so far held interests in a company specialised in pla-

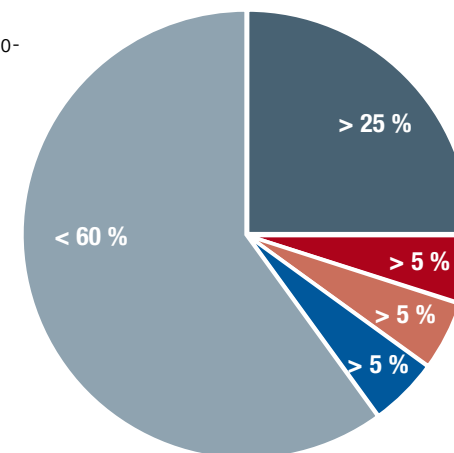
stics processing and strongly depending on the automotive industry, they are now owners of a new and promising business model at the Vienna stock exchange. International examples prove that such medium-sized industrial holdings give the opportunity to create additional shareholder value. Contrary to pure investment funds or investment companies, we pursue a long-term oriented acquisition strategy. We understand ourselves as industrial investors and not as pure financial investors. We strive to further and sustainably develop the acquired companies – without any compelling exit option.

We are convinced that our strategy allows for a sustainable increase in value for all shareholders and we hope that you will continue to favour us.

With best regards

Kurt Helletzgruber
Birgit Hochenegger-Stoierer
Thomas Vondrak
Peter Glatzmeier

Shareholder structure

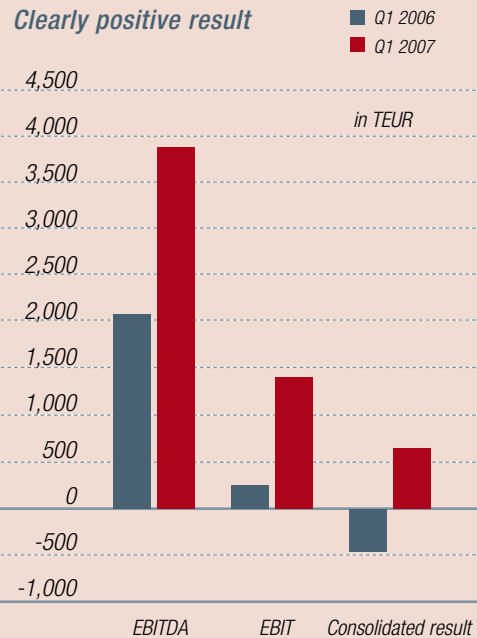


- Management
- Androsch Privatstiftung
- Dörflinger Privatstiftung
- Donau GmbH
- Freefloat

Balance sheet and earnings situation

First quarter report 2007

Clearly positive result



Earnings situation

In the first quarter, earnings of the HTI significantly improved in all areas. Compared to the first three months of the previous year, sales increased by 87.5 % to TEUR 34.232 after TEUR 18.261. In this period, the organic growth amounted to 7.2 %. The additional increase is resulting from the initial consolidation of the companies Gruber & Kaja and BBG Baugeräte as of February 1, 2007.

Likewise, earnings of the new group of companies increased considerably. The EBITDA (earnings before interest, tax, depreciation and amortisation) rose by 88.1 % from

TEUR 2.051 to TEUR 3.858.

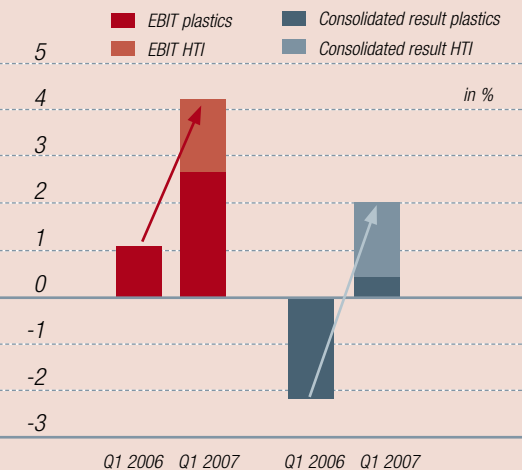
Basically, due to the integration of the new, more profitable segments, the EBIT (earnings before interest and tax) increased by 600 % from TEUR 205 to TEUR 1.434. The financial result grew only disproportionately from TEUR – 624 to TEUR – 690. As a result of these factors, the operating income turned clearly positive. After TEUR – 419 in the first quarter of the previous year, the HTI achieved now an operating income of TEUR 744. Accordingly, the consolidated result developed positively and we likewise achieved the turnaround. Whereas, the “old” HTP still

reported a minus of TEUR - 396 in the first quarter of the prior year, the HTI closed the first three month positively with TEUR 683.

The positive impacts become evident when comparing the earnings margins. The EBIT-margin rose from 1.1 % in the first quarter of 2006 to 4.2 % in the first quarter of 2007 and thus increased almost four-fold. The margin from operating income improved from – 2.3 % to 2.2 %, the consolidated result margin from – 2.2 % to 2.0 %. These very positive earnings margins show that the new companies and segments were taken over in and were integrated under excellent condition.

The HTP in its former structure, developed also very positively. This is clearly shown in the comparison of the plastic segment's current figures with the quarterly figures of the prior year. The first three months were marked by the good economic development accompanied by

New business segments boost margins



Balance sheet and earnings situation

the positive performance of the automotive and electronics industry. Sales in the aircraft business were still slow and remained below plan. In total, the first quarter sales increased by 7.2 % to TEUR 19.569 (previous year: TEUR 18.261).

Thanks to the restructuring measures completed in the past business year, the profitability of the “former“ HTP – the present plastics segment – significantly and sustainably improved. Compared to the prior year’s period, the EBIT rose by 159 % from TEUR 205 to TEUR 531. The EBIT-margin improved from 1.1 % to 2.7 %. The operating income, which turned from TEUR -419 to TEUR + 61 showed an even clearer trend reversal.

With a share of 35 %, the new metal segment resulting from the acquisition of the Gruber & Kaja is the second largest segment of the Group. In the first quarter of 2007, the segment’s sales of TEUR 11.836 contributed TEUR 450 to the overall EBIT. This corresponds to an EBIT-margin of 3.8 %.

The mechanical engineering category of the segment report clearly reflects the BBG Baugeräte GmbH’s strength as niche supplier. With a share in sales of 8 % (TEUR

2.827), the company generated 36 % of the overall Group’s operating result. The achieved EBIT of TEUR 511 corresponds to an EBIT-margin of 18.1 %.

Cash Flow

In the first quarter of 2007, the cash flow statement is strongly influenced by the initial consolidation of the Gruber & Kaja Druckguss- und Metallwaren GmbH and of the BBG Baugeräte GmbH and thus can only be compared to a limited extent to the previous year’s first quarter. In the first three months of the current business year, gross cash flow more than doubled from TEUR 1.355 to TEUR 3.176. In the reference period, the cash flow from operating activities turned from TEUR – 3.082


Segment report first quarter 2007

TEUR	Plastics	Metal	Mechanical engineering	Other	Total
Sales	19.569	11.836	2.827	0	34.232
In % of sales	57	35	8	0	100
EBIT	531	450	511	-58	1.434
EBIT-margin	2,7	3,8	18,1	n.a.	4,2
Operating income	61	185	496	2	744
Operating income margin	0,3	1,6	17,5	0,0	2,2

The PIM and IT were pooled under the plastics segment. The new segments Metal and Mechanical Engineering are emerging from the realised acquisitions.

Segment report first quarter 2006

TEUR	Plastics
Sales	18.261
In % of sales	100
EBIT	205
EBIT-margin	1,1
Operating income	-419
Operating income margin	-2,3



Balance sheet and earnings situation

First quarter report 2007

to TEUR 991. As of March 31, 2007, cash and cash equivalents increased from TEUR 834 to TEUR 7.718.

Consolidated cash flow statement

TEUR	1 st quarter 2007	1 st quarter 2006
Gross cash flow	3.176	1.355
Cash-flow from operating activities	991	-3.082
Net investing cash flow (ICF)	-20.913	-3.179
Net financing cash flow (FCF)	20.756	3.985
Changes in cash and cash equivalents	834	-2.300

Financial situation

Since the balance sheet date on December 31, 2006, the balance sheet changed significantly as a result of the initial consolidation of the two companies. The balance sheet total increased by 68 % to TEUR 171.255 after TEUR 101.827. Equity rose – to a large extent as a result of the capital increase through contribution in kind (see changes in equity page 10 and letter of the Management Board page 4) - by 43 % to TEUR 44.466. Consequently, as of March 31, 2007, the equity ratio slightly decreased from 31 % to 26 %. Within the new Group structure, as at the end of March, net debt increased from TEUR 23.487 to TEUR 49.904, which compared to the end of 2006, led to an increase of gearing from 75 % to 112 %.

Synergy potentials between the HTI Group's companies shall be realised still in the current year.

Outlook

For the current year, the Management of the HTI AG sees one of their major tasks in the realisation of synergy potentials within the HTI Group's companies. First talks with customers - particularly from the automotive industry - about possible new orders for the new business fields take already place. Cost saving potentials – such as cross segment optimisations of production or the use of quantity advantages in purchase - become already obvious.

Further acquisitions in the three industrial core business fields are planned in the medium-term. In the plastics segment, the expansion shall be pushed in the strongly growing and profitable business fields of packaging and medical technology. For the further expansion and the rounding off of the existing technology competences, the Management strives for additional acquisitions in the metal and mechanical engineering segments.

Consolidated income statement

TEUR	1 st quarter 2007	1 st quarter 2006
Sales	34,232	18,261
Changes in finished goods and work in progress	1,811	-5
Own expenses capitalised	381	169
Other operating income	1,394	962
Total gross income	37,818	19,387
Cost of materials	-17,936	-8,956
Personnel expenses	-10,454	-5,823
Other operating expenses	-5,570	-2,557
Earnings before non-recurring items (EBITDA)	3,858	2,051
Depreciation on intangible and tangible fixed assets	-2,424	-1,846
Goodwill amortisation	0	0
Earnings before interest and tax (EBIT)	1,434	205
Net interest result	-761	-534
Other net financial result	71	-89
Net financial result	-690	-624
Earnings before tax and non-recurring items (EBT)	744	-419
Income tax	-61	-11
Annual result	683	-430
Minority interests	0	34
Net result	683	-396
Earnings per share (in EUR) non-diluted	0.06	-0.05
Earnings per share (in EUR) diluted	0.06	-0.05
Weighted average number of shares	11,470,432	8,500,000

Consolidated balance sheet

First quarter report 2007

TEUR	31.03.2007	31.12.2006
ASSETS		
<i>Intangible assets</i>	14,500	4,471
<i>Goodwill</i>	4,375	1,865
<i>Property, plant and equipment</i>	71,390	45,170
<i>Shares in associated companies</i>	893	893
<i>Other financial assets</i>	7,891	276
<i>Other long-term receivables</i>	201	3,079
<i>Deferred tax assets</i>	5,790	5,574
Long-term assets	105,040	61,328
<i>Inventories</i>	31,559	17,277
<i>Trade receivables</i>	21,600	11,370
<i>Securities held as short-term assets</i>	859	859
<i>Cash and cash equivalents</i>	7,718	6,884
<i>Other short-term receivables and assets</i>	2,963	2,587
Short-term assets	64,699	38,977
Assets for disposal	1,516	1,516
Total assets	171,255	101,821

TEUR	31.03.2007	31.12.2006
SHAREHOLDERS' EQUITY AND LIABILITIES		
<i>Issued capital</i>	13,994	10,500
<i>Share premium</i>	49,961	40,878
<i>Retained earnings</i>	-24,185	-24,897
<i>Secondary loan funds</i>	4,696	4,696
<i>Minority interests</i>	0	0
EQUITY	44,466	31,177
<i>Long-term pension and personnel provisions</i>	5,357	1,838
<i>Other long-term provisions</i>	2,882	1,395
<i>Long-term interest bearing borrowings</i>	26,367	12,583
<i>Other long-term liabilities</i>	20,600	18,030
Long-term liabilities	55,206	33,846
<i>Short-term interest bearing borrowings</i>	31,255	17,788
<i>Trade payables and payments received</i>	13,331	8,279
<i>Tax and other short-term provisions</i>	15,038	2,927
<i>Other short-term liabilities</i>	11,959	7,804
Short-term liabilities	71,583	36,798
Total shareholders' equity and liabilities	171,255	101,821

Consolidated statement of shareholders' equity

<i>TEUR</i>	<i>Issued capital</i>	<i>Share premium</i>	<i>Retained earnings</i>	<i>Translation reserves</i>	<i>Secondary loan funds</i>	<i>Minorities</i>	Total
Status as of January 1, 2007	10,500	40,878	-25,042	145	4,696	0	31,177
<i>Consolidated result</i>	-	-	683	-	-	-	683
<i>Capital increase</i>	3,494	-	-	-	-	-	3,494
<i>Agio</i>	-	9,083	-	-	-	-	9,083
<i>Currency translation adjustments</i>	-	-	-	29	-	-	29
Status as of March 31, 2007	13,994	49,961	24,359	174	4,696	0	44,466
<i>TEUR</i>							
Status as of January 1, 2006	8,500	35,715	-25,153	-7	4,696	-59	23,692
<i>Consolidated result</i>	-	-	-396	-	-	-	-396
<i>Currency translation adjustments</i>	-	-	-	15	-	-	15
<i>Acquisition / disposal minority interests</i>	-	-	-	-	-	-29	-29
Status as of March 31, 2006	8,500	35,715	-25,549	8	4,696	-88	23,282

Financial calendar

May 14	9th Annual General Meeting
August 8	Half-yearly report
November 14	Third quarter report

Notes to the quarterly financial statements

Accounting and valuation methods

The quarterly financial statements as of March 31, 2007 were compiled in accordance with the principles set forth in the International Financial Reporting Standards. The accounting and valuation methods in effect on December 31, 2006 remain unchanged.

Acquisitions and capital increase, own shares

The acquisition of the companies was partly realised through contribution in kind against new shares from the authorised capital and partly against cash payment.

100 % of the shares in the Gruber und Kaja Druckguss und Metallwaren GmbH were purchased against cash payment. The 74 % share in the BBG Baugeräte GmbH was acquired in two tranches. 1.493.556 new HTP shares at an issue price of EUR 3.60 were granted for 47.5 % of the BBG Baugeräte GmbH. The remaining 26.5 % were bought against cash payment. The shares in the ProRegio Mittelstandsfinanzierungs AG were entirely acquired against granting of 2 million new shares. The 817.764 HTP AG shares held by the ProRegio become own shares, held by a subsidiary.

Changes in the scope of consolidation

The companies Gruber und Kaja Druckguss und Metallwaren GmbH and BBG Baugeräte GmbH were fully consolidated as of the reference date February 1, 2007. The ProRegio Mittelstandsfinanzierungs AG is recognised at proportionate equity interest.

Segmente

As a result of the new company structure, segmentation changed. The PIM and IT segments were pooled to the plastics segment. The new segments metal and mechanical engineering emerged from the realised acquisitions. The segment "other" represents holding expenditures.



HIGH TECH INDUSTRIES AG

HTI High Tech Industries AG

Austria - 7201 Neudörfel, Fabriksgelände 1

Phone: +43 (0) 2622 460 - 0, Fax: +43 (0) 2622 460 - 1151

E-Mail: kontakt@htp.at