



Interim report
first quarter 2008

Key figures

	Q1 2008	Q1 2007	2007
Earnings			
Total sales in TEUR	41,620	34,232	151,645
Plastics Processing	19,678	19,569	71,137
Metals Processing	16,163	11,836	60,532
Mechanical Engineering	5,869	2,827	21,424
EBITDA in TEUR	4,296	3,858	17,736
EBIT in TEUR	1,653	1,434	8,031
EBT in TEUR	349	744	2,804
Consolidated net profit for the period in TEUR	311	683	2,802
EBITDA margin in %	10.3	11.3	11.7
EBIT margin in %	4.0	4.2	5.3
EBT margin in %	0.8	2.2	1.8
Consolidated earnings margin in %	0.7	2.0	1.8
Financial situation			
Total assets in TEUR	199,087	171,255	194,773
Equity ratio in %	23	26	24
Gearing in %	166	112	140
Capital expenditure in TEUR	4,071	1,711	22,163
Depreciation and amortisation in TEUR	2,643	2,424	9,705
Gross cash flow in TEUR	2,472	3,176	11,653
Cash flow from operating activities in TEUR	-2,800	991	4,630

	Q1 2008	Q1 2007	2007
The HTI share			
Shares issued	13,993,556	13,993,556	13,993,556
Weighted average number of shares	13,883,834	11,470,432	12,981,416
Share price at the end of March in EUR	3.92	3.95	4.38
Highest price in EUR	4.31	4.29	5.06
Lowest price in EUR	3.60	3.54	3.58
Market capitalization as at March 31, 2008 in TEUR	54,855	55,275	61,292
Earnings per share in EUR	0.02	0.06	0.22
Employee-related ratios			
Average number of employees for the period	1,209	998	1,111
Number of employees at the end of March	1,213	1,168	1,155
Sales/employee in TEUR	34	34	136
Total gross income/employee in TEUR	37	38	147
Staff costs/employee in TEUR	11	10	39

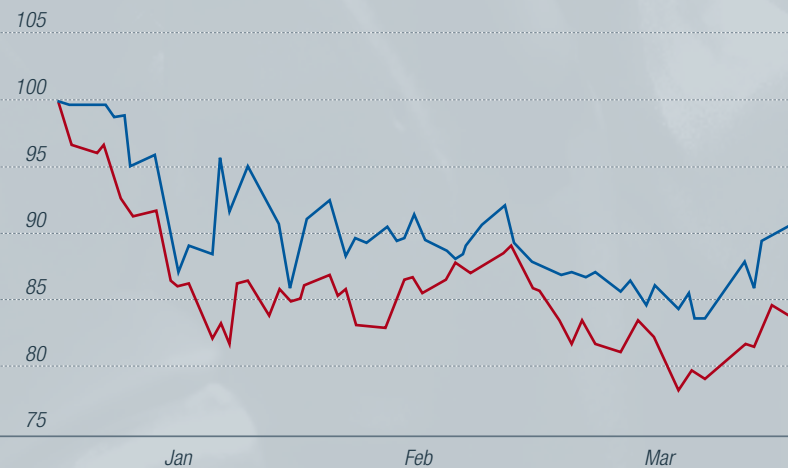
* Influenced by the acquisitions of BBG Baugeräte GmbH and ProRegio Mittelstandsfinanzierungs AG through the issuance of shares resp. through the sale of treasury shares in the course of the acquisition of Theysohn.

Highlights / The HTI share / Financial calendar

Highlights

- Closing of the asset deal with HAT Skinline GmbH – assets integrated into newly established HTP Skinline GmbH (Plastics Processing segment)
- Closing of the 100% acquisition of the Theysohn Group (Mechanical Engineering segment)
- Founding of the Romanian subsidiary HTP Romania S.R.L. (Plastics Processing segment)
- Final phase of the expansion and transfer of the Gruber & Kaja plant to St. Marien/Upper Austria (Metals Processing segment)
- Management Board member Peter Glatzmeier assumes position of Chairman as of January 1, 2008

HTI share performance /ATX/January 2 - March 31, 2008 — HTI — ATX



Financial calendar 2008

May 27, 2008	10th Annual General Meeting
August 14, 2008	Results H1 2008
November 13, 2008	Results Q1-3 2008

Letter of the Management Board

Dear shareholders,

The strategic reorientation of HTI AG, transforming the company from a plastics processor to an international technological Group with three core industrial segments, Plastics Processing, Metals Processing and Mechanical Engineering, is proceeding on schedule. This has resulted in positive cost and technological synergy effects and significantly greater interest displayed by investors.

The ambitious goals we defined more than one year ago have served both as an incentive and a challenge for HTI AG to achieve further successes. The acquisitions announced at the end of 2007 have been formally concluded in the first quarter of the new business year.

The 10% shareholding purchased in Carbo Tech Composites GmbH, a racing-oriented series manufacturer specializing in the processing of carbon composites, represents the first step in a more intensive involvement in this business area in the future. Shortly afterwards, in January 2008, we completed the acquisition of the core business operations of the Carinthia-based company HAT Skinline GmbH by implementing an asset deal. We expect the business activities of out of this acquisition, now operating under the name HTP Skinline GmbH, incorporated into the Plastics Processing segment, to lead to further innovative developments in cross-engineering among all three industrial segments, with corresponding attractive market potential. The founding of the operational subsidiary for form molding in Brasov, Romania, in February 2008, is designed to promote the group's expansion in the growth region of Central and Eastern Europe, and lay the groundwork for further dynamic, organic growth.

In the Mechanical Engineering segment, the acquisition of the Theysohn Group provides access to a technology which is extremely important for the entire HTI Group. As a result of this acquisition, the HTI Group not only provides expertise in injection molding but in extrusion technologies as well, enabling it to offer the two most important technologies applied in plastics processing. The initial consolidation of Theysohn is scheduled for April 1, 2008.

Just a few weeks later, we succeeded in acquiring the Technoplast Group, another market and technological leader in the field of extrusion equipment. This acquisition optimally complements our existing corporate portfolio. Technoplast and Theysohn manufacture complementary products and supply different markets. Synergy effects and the resulting productivity improvements combined with a strengthening of HTI Group's technological competence in the Mechanical Engineering segment will ensure a continuation of HTI's profitable growth path. The initial consolidation of the Technoplast Group is planned for May 1, 2008.

The development of our production site in Slovakia and the concentration of our Metals Processing operations at the modernized plant in St. Marien near Neuhofen, Upper Austria, are both proceeding in a highly gratifying manner. The transfer will be completed on schedule in the second quarter of the 2008 business year, thus enabling HTI to reinstate full-scale manufacturing and improve efficiency at the new plant.

Revenue in the first quarter 2008 corresponded to our expectations. However, the Group profit for the period declined, which is primarily related to the disadvantageous exchange rate developments for the British pound and the US dollar, the expenditures

connected to consolidating the operations of Gruber & Kaja in St. Marien, the integration of HTP Skinline and the restructuring of the German production locations in the Plastics Processing segment following the cancellation of a large contract.

Despite these developments, we anticipate total sales exceeding EUR 200 million and a corresponding EBIT margin for the whole of the 2008 business year, based on organic growth and the recent acquisitions.

In part due to the newly-acquired subsidiaries, we consider HTI to be well-equipped to effectively meet the increasing demands of the marketplace as well as to expand our global market position and business operations. We will ensure the future success of our company through ongoing technological progress, based on our ability to not only identify market trends at an early stage, but to influence and actively shape them.

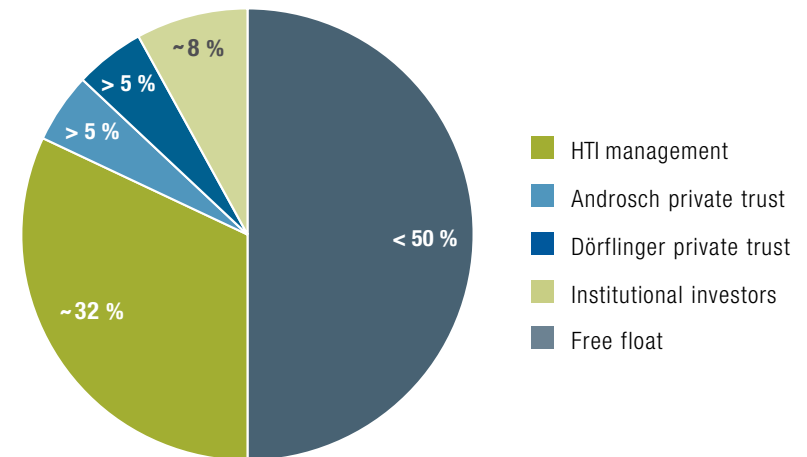
We invite you, our esteemed shareholders, to continue supporting us on this growth path, and sincerely thank you for the confidence placed in us.

With best regards

The Management Board

HTI High Tech Industries AG

Shareholder structure as at March 31, 2008



With the entry into the commercial register on May 8, 2008, the agreed upon capital increase of 1,000,000 new non-par-value bearer shares at a price of EUR 4.00 per share was concluded within the context of the acquisition of Technoplast. This has led to a corresponding change in the shareholder structure.

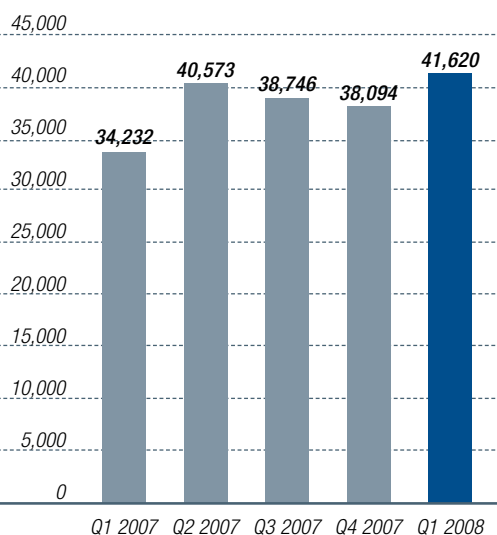
Group Management Report

Business development and earnings

The companies Gruber & Kaja Druckguss- und Metallwarenfabrik GmbH (Metals Processing segment) and BBG Baugeräte GmbH (Mechanical Engineering segment) were initially consolidated as of February 1, 2007. For this reason, the performance of the HTI Group in the first quarter of the 2008 business year is not fully comparable to first quarter 2007 results.

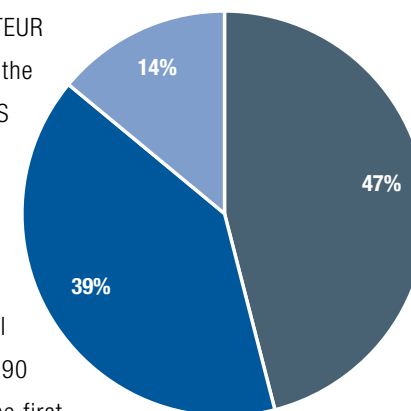
In the first three months of the current business year, total sales climbed by 21.6%, to TEUR 41,620, up from TEUR 34,232 in the first quarter of 2007. Earnings before non-recurring items, interest, tax, depreciation and amortization (EBITDA) of the HTI

Quarterly sales development



Group improved by 11.4%, to TEUR 4,296. The earnings before interest and tax (EBIT) rose 15.3%, to TEUR 1,653, up from TEUR 1,434 in the comparable period of the preceding year. Due to the above-mentioned expenses, margins related to sales declined. The EBITDA margin for the three-month period January – March 2008 amounted to 10.3% (Q1 2007: 11.3%), whereas the EBIT margin totaled 4.0% (Q1 2007: 4.2%).

The interest income of TEUR -1,361 (Q1 2007: TEUR -761) is related to the appreciation in value of the Euro in relation to the British pound and the US dollar over a period of months, the interest expense in connection with financing the corporate bond issued by HTI, increased debt connected to an extension of the scope of consolidation, and higher interest rates. Accordingly, the financial result of the HTI Group declined from TEUR -690 in the first quarter of 2007 to TEUR -1,303 in the first quarter of the 2008 business year. This negative development was also reflected in the earnings before tax, which fell from TEUR 744 to TEUR 349. On balance, the consolidated net profit decreased to TEUR 311, from the previous year's level of TEUR 683. Based on the number of shares in circulation, this represents earnings per share of EUR 0.02 (Q1 2007: EUR 0.06).



Revenue distribution by segment*

- Plastics Processing
- Metals Processing
- Mechanical Engineering

Segment reporting

Plastics Processing segment

Despite the delay of several contract orders called upon by customers, sales in the Plastics Processing segment remained at the same level as the comparable period of the preceding year. All in all, sales in the first quarter of 2008 amounted to TEUR

<i>01.01. - 31.03.2008 in TEUR</i>	<i>Plastics Processing</i>	<i>Metals Processing</i>	<i>Mechanical Engineering</i>	<i>Others segment</i>	<i>Consolidation</i>	<i>Total</i>
<i>Total sales</i>	19,678	16,163	5,869	105	-195	41,620
<i>as a % of total sales</i>	47	39	14	0	0	100
<i>EBITDA</i>	2,081	1,304	982	53	-124	4,296
<i>Depreciation and amortization</i>	1,877	504	245	89	-71	2,643
<i>EBIT</i>	204	800	737	-35	-53	1,653
<i>EBIT margin in %</i>	1.0	4.9	12.6	<i>n.a.</i>	<i>n.a.</i>	4.0
<i>EBT</i>	-482	363	808	-290	-50	349
<i>Segment assets</i>	106,717	67,372	14,590	74,501	-64,093	199,087
<i>Segment liabilities</i>	91,277	53,195	6,994	43,548	-41,806	153,209

<i>01.01. - 31.03.2007 in TEUR</i>	<i>Plastics Processing</i>	<i>Metals Processing</i>	<i>Mechanical Engineering</i>	<i>Others segment</i>	<i>Consolidation</i>	<i>Total</i>
<i>Total sales</i>	19,569	11,836	2,827	0	0	34,232
<i>as a % of total sales</i>	57	35	8	0	0	100
<i>EBITDA</i>	2,364	976	576	-58	0	3,858
<i>Depreciation and amortization</i>	1,833	526	65	0	0	2,424
<i>EBIT</i>	531	450	511	-58	0	1,434
<i>EBIT margin in %</i>	2.7	3.8	18.1	<i>n.a.</i>	<i>n.a.</i>	4.2
<i>EBT</i>	61	185	496	2	0	744
<i>Segment assets</i>	95,886	45,618	12,833	23,238	-6,320	171,255
<i>Segment liabilities</i>	75,285	44,588	7,184	0	-268	126,789

* Only 2 months results included for 2007 due to the date of consolidation.

19,678, up from TEUR 19,569. The Plastics Processing segment contributed 47% to total sales.

The above-mentioned cancellation of the large contract in Germany, the one-off investments and start-up costs related to the new plant construction in Slovakia, the founding of the Romanian subsidiary and the integration of HTP Skinline had a negative impact on the margin situation of the Plastics Processing segment. The segment's EBITDA and EBIT both declined during the period under review. In the first three months of 2008, EBITDA amounted to TEUR 2,081 (Q1 2007: TEUR 2,364), whereas EBIT was TEUR 204 (Q1 2007: TEUR 531). Accordingly, the EBIT margin of the segment in the first quarter of 2008 was 1.0% (Q1 2007: 2.7%).

Metals Processing segment

The Metals Processing segment is the second largest in the HTI Group, with a share of 39%. Although the transfer of the Gruber & Kaja machinery from the former production site to the new facility in St. Marien was being completed in the first quarter of 2008, and full production capacity had not yet been achieved, sales of the Metals Processing segment rose to TEUR 16,163, up from TEUR 11,836* in the first quarter of the preceding year. The segment's results from operating activities amounted to TEUR 800 (Q1 2007: TEUR 450*), with the EBIT margin at 4.9% (Q1 2007: 3.8%*). The Metals Processing segment expects efficiency improvements thanks to the modernization of the St. Marien facility and the consolidation of production at one location.

Group Management Report



Mechanical Engineering segment

Mechanical Engineering is the smallest of the three industrial core segments in the HTI Group in terms of sales, but the most profitable. Although this segment accounted for only 14% or TEUR 5,869 of total sales (Q1 2007: 2,827*), it contributed a disproportionately high share of Group EBIT. The EBIT of the Mechanical Engineering segment, at TEUR 737, represents an EBIT margin of 12.6%.

HTI AG plans to fuse all its tool making and form molding activities in the Mechanical Engineering segment. In the first quarter of 2008, the first step was to assign the tool making operations of the Plastics Processing segment to the Mechanical Engineering segment. The acquisition of Theysohn and Technoplast strengthens the technological competence of the HTI Group in the Mechanical Engineering segment. Through synergy

effects and accompanying productivity improvements, the new subsidiaries will help ensure the continuation of the profitable growth course of the entire HTI Group.

Others segment

The Others segment primarily encompasses the business activities of HTI AG and ProRegio Mittelstandsfinanzierungs AG. The earnings before tax of TEUR -290 is chiefly related to holding expenditures and the interest expenses on the corporate bond issued by HTI AG. ProRegio has held the new 10% shareholding in Carbo Tech Composites GmbH since the end of the 2007 business year.

** Only 2 months results included for 2007 due to the date of consolidation.*

Cash Flow

The cash flow statement for the first quarter of the 2008 business year was mainly influenced by the acquisition of HTP Skinline and the Theysohn Group, as well as the expansion activities of Gruber & Kaja and of the HTI Group in Slovakia.

<i>in TEUR</i>	Q1 2008	<i>Q1 2007</i>
<i>Gross cash flow</i>	2,472	3,176
<i>Movements in working capital</i>	-5,271	-2,185
<i>Net cash flow from operating activities</i>	-2,800	991
<i>Net cash flow from investing activities (ICF)</i>	-7,733	-20,913
<i>Net cash flow from financing activities (FCF)</i>	2,106	20,756
Net change in cash and cash equivalents	-8,426	834
Cash and cash equivalents at the beginning of the period	18,213	6,884
Cash and cash equivalents at the end of the period	9,787	7,718

Financial situation

In comparison to the balance sheet date on December 31, 2007, total assets increased by 2.2%, to TEUR 199,087. The equity ratio was 23% at the end of March 2008. The reduction of equity from TEUR 46,243 at the end of 2007 to TEUR 45,878 at the end of March, 2008, relates to the voluntary payment of TEUR 1,270, part of the total subordinated capital.

Net debt increased to TEUR 76,085 at the end of March 2008, compared to TEUR

64,757 at the end of 2007. This represents an increase in gearing from 140% as at December 31, 2007 to 166% at the end of the first quarter of 2008.

Outlook

In the 2008 business year, HTI AG is confronted with a challenging business environment (increasing raw material prices, a slowdown in economic growth, ongoing cost pressures imposed by customers, currency exchange rate adjustments). Nevertheless, the Management Board maintains its optimism that the profitable growth path of the HTI Group will continue.

The cornerstones of future growth are the modernized production facility in Vrábľe/ Slovakia, the recently founded operational subsidiary for form molding in Brasov/ Romania, the expansion of this company to encompass plastic injection molding and the planned completion of the consolidation of the Metals Processing operations of the HTI Group at one production location. The acquisition of Theysohn and Technoplast, two extrusion equipment manufacturers, represents a further important step towards optimizing the market position of the HTI Group through technological advances. Positive momentum is also to be expected from the technology and knowledge management group established by HTI in 2007.

Total HTI sales are expected to reach a level of about EUR 200 million in the 2008 business year, on the basis of organic growth and further acquisitions. The Management Board is evaluating potential acquisition targets on an ongoing basis.

Consolidated income statement

according to International Financial Reporting Standards (IFRS)

<i>TEUR</i>	Q1 2008	<i>Q1 2007</i>
<i>Total sales</i>	41,620	34,232
<i>Changes in finished goods and work in progress</i>	656	1,811
<i>Own work capitalized</i>	1,615	381
<i>Other operating income</i>	1,054	1,394
<i>Total gross income</i>	44,945	37,818
<i>Material expenses</i>	-21,579	-17,936
<i>Personnel expenses</i>	-12,813	-10,454
<i>Other operating expenses</i>	-6,257	-5,570
<i>Earnings before non-recurring items, interest, tax, depreciation, amortization (EBITDA)</i>	4,296	3,858
<i>Depreciation and amortization expense</i>	-2,643	-2,424
<i>Earnings before interest and tax (EBIT)</i>	1,653	1,434
<i>Interest result</i>	-1,361	-761
<i>Other financial result</i>	57	71
<i>Financial result</i>	-1,303	-690
<i>Earnings before tax and after non-recurring items (EBT)</i>	349	744
<i>Income tax expense</i>	-39	-61
<i>Net result</i>	311	683
<i>Consolidated net profit for the period</i>	311	683
<i>Earnings per share (in EUR), basic</i>	0.02	0.06
<i>Earnings per share (in EUR), diluted</i>	0.02	0.06
<i>Weighted average number of shares</i>	13,883,834	11,470,432

Consolidated balance sheet

Interim report Q1 2008

according to International Financial Reporting Standards (IFRS)

TEUR	31.03.2008	31.12.2007
ASSETS		
<i>Intangible assets</i>	13,737	12,417
<i>Goodwill</i>	5,573	5,120
<i>Property, plant and equipment</i>	84,491	82,454
<i>Investments in associated undertakings</i>	834	868
<i>Other financial assets</i>	5,885	3,550
<i>Other non-current receivables</i>	379	647
<i>Deferred tax assets</i>	7,664	7,676
Non-current assets	118,563	112,732
<i>Inventories</i>	35,773	32,551
<i>Trade accounts receivable</i>	24,710	23,709
<i>Receivables from affiliated and associated companies</i>	5,086	3,795
<i>Marketable securities</i>	735	735
<i>Cash and cash equivalents</i>	9,787	18,213
<i>Other current receivables and financial assets</i>	4,433	3,038
Assets held for sale	80,524	82,041
Total assets	199,087	194,773

TEUR	31.03.2008	31.12.2007
EQUITY AND LIABILITIES		
<i>Issued share capital</i>	13,994	13,994
<i>Share premium</i>	50,098	50,086
<i>Treasury shares</i>	0	-463
<i>Retained earnings</i>	-21,640	-22,070
<i>Subordinated capital</i>	3,426	4,696
Equity	45,878	46,243
<i>Employee benefits</i>	5,605	5,584
<i>Other non-current provisions</i>	3,127	4,207
<i>Non-current interest-bearing liabilities</i>	53,592	51,853
<i>Other non-current liabilities</i>	13,714	15,582
Non-current liabilities	76,038	77,226
<i>Current interest-bearing liabilities</i>	32,280	31,117
<i>Trade payables and prepayments received</i>	24,253	23,083
<i>Tax and other current provisions</i>	6,478	6,255
<i>Other current liabilities</i>	14,160	10,849
Current liabilities	77,171	71,304
Total equity and liabilities	199,087	194,773

Consolidated statement of changes in equity

according to International Financial Reporting Standards (IFRS)

TEUR	Share capital	Share premium	Treasury shares	Retained earnings	Currency translation differences	Subordinated capital	Minority interests	Total
Balance at January 1, 2008	13,994	50,086	-463	-22,240	170	4,696	0	46,243
Consolidated net profit for the period				311				311
Sale of treasury shares		12	463					475
Payment of subordinated capital						-1,270		-1,270
Currency translation differences					119			119
Balance at March 31, 2008	13,994	50,098	0	-21,929	289	3,426	0	45,878
TEUR								
Balance as at January 1, 2007	10,500	40,878	0	-25,042	145	4,696	0	31,177
Consolidated net profit for the period				683				683
Capital increase by contribution in kind	3,494							3,494
Agio		9,083						9,083
Currency translation differences					29			29
Balance at March 31, 2007	13,994	49,961	0	-24,359	174	4,696	0	44,466

Selected notes to the consolidated financial statements

The current condensed version of the interim financial statements of HTI High Tech Industries AG for the first quarter of 2008 were prepared in accordance with the International Financial Reporting Standards (IFRS), as adopted by the European Union.

Pursuant to IAS 34, the condensed interim financial statements do not contain all information and notes which are required in an annual report, and thus should be read together with the consolidated financial statements of HTI High Tech Industries AG as at December 31, 2007.

Accounting and valuation methods

The accounting and valuation methods applied in the interim financial statements are fundamentally based on the same accounting and valuation methods underlying the consolidated financial statements as at December 31, 2007.

Acquisition and capital increase

In the first quarter of 2008, the acquisitions of HTP Skinline and Theysohn were concluded. All in all, the acquisition costs amounted to TEUR 3,500, encompassing 125,000 HTI shares valued at TEUR 474, from the portfolio of ProRegio Mittelstandsfinanzierungs AG, which, as contractually stipulated, will comprise part of the acquisition price to be paid to the selling shareholders. The initial consolidation of HTP Skinline took place on January 1, 2008, that of the Theysohn Group is scheduled for April 1, 2008.

Segments

HTI AG plans to fuse all its tool making and form molding activities in the Mechanical Engineering segment. In the first quarter of 2008, the first step was to assign the tool making operations of the Plastics Processing segment to the Mechanical Engineering segment.

HTP Skinline has been assigned to the Plastics Processing segment.


Significant events after March 31, 2008

On April 16, 2008, HTI also announced the conclusion of the transaction to acquire a 100% shareholding in Technoplast, a mechanical engineering group based in Micheldorf, Upper Austria. Within the context of the transaction, HTI AG issued 1,000,000 new non-par-value bearer shares at an issue price of EUR 4.00 per share, excluding the subscription rights of existing shareholders. The first-time consolidation of the Technoplast Group is planned for May 1, 2008.

St. Marien, May 15, 2008

HTI High Tech Industries AG

The Management Board



HTI High Tech Industries AG

Austria – 4502 St. Marien bei Neuhofen, Gruber & Kaja Straße 1

Phone +43 3862 304 8562, Fax +43 3862 304 7598

E-mail: ir@hti-ag.at

Imprint: Responsible for the content: HTI High Tech Industries AG, St. Marien / Coordination: Hochegger Financial Relations GmbH

Design and layout: Eveline Rabold Grafik Design, www.rabold.at / Photos: HTI Archiv